


Do-All Traps .22 Auto Reset

The Do-All Traps .22 Auto Reset specifically engineered for soft nosed .22 caliber pistol and rifle shooters has a hands free resetting system. As the bullet strikes each target, the force spins the target and locks it in an upright position. To reset the system, simply shoot the reset target or each individual target and begin another round of practice or competition.

PARTS INCLUDED



HARDWARE



BENT FOOT LEFT AND RIGHT



| Item | Description | Qty |
|------|----------------------|-----|
| 1 | Ground Spike | 3 |
| 2 | Bent Foot | 2 |
| 3 | Main Upright | 1 |
| 4 | Pre-Assembled | 1 |
| 6 | Lock Washer 1/4" | 4 |
| 7 | Washer 1/4" | 4 |
| 8 | Bolt 1/4" X 1" | 4 |
| 9 | Nut 1/4" | 4 |
| 10 | Small Target Sticker | 9 |
| | | |

TOOLS NECESSARY

Two 7/16" wrenches

ASSEMBLY INSTRUCTIONS

Step 1

Take Item 3 (Main Upright) and stand in upright position. Take Item 2 (bent foot right & bent foot left) placing them in a horseshoe position with the Main Upright dividing the two creating a Y shaped base. Using two of Item 8 (Bolt 1/4" x 1") and two of Items 6, 7, & 9 (lock washer, washer, nut) fasten Items 2 & 3 as shown in Diagrams A & B.

Step 2

Take Item 4 (Pre-Assembled Target Bar) place it at the top of the Main Upright facing the single forward leg. Align the pre-drilled brackets with the holes at the top of the Main Upright. Take two of Item 8 (bolts) and simultaneously connect the brackets to the Main Upright. Using two of Items 6, 7, & 9 (lock washer, washer, nut) fasten Items 3 & 4 as shown in Diagram C & D.

Step 3

There are 9 Small Target Stickers supplied, which you can put on both sides of the red targets and one on the front trip target.

DIAGRAM A



DIAGRAM B




DIAGRAM C






DIAGRAM D



THIS IS WHAT YOUR .22 AUTO RESET SHOULD LOOK LIKE COMPLETE



ALWAYS WEAR PROPER EYE AND EAR PROTECTION

ALWAYS SHOOT WITH MINIMUM DISTANCE OF 30 YARDS

ALWAYS SECURE AND MAINTAIN A SAFE BACKDROP TO PREVENT INJURY FROM ANY MISDIRECTED OR RICOCHED BULLETS

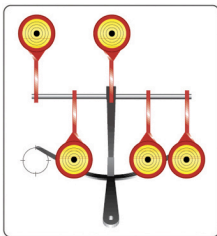
ALWAYS USE SOFT NOSE BULLETS, IF OTHERS ARE USED BODILY INJURY MAY OCCUR

ALWAYS OBSERVE ALL GUN SAFETY AND RANGE RULES


NEVER USE WITH ARMOR PIERCING, FULL METAL JACKETED, OR SHOT GUN SLUG AMMUNITION

**NO WALKING OR SETUP,
JUST RELOAD AND HAVE FUN.**

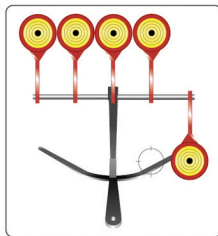
SHOT 1



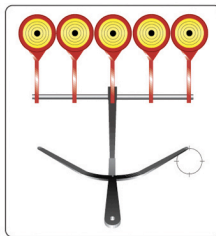
SHOT 2




SHOT 3



SHOT 4



SHOT 5



Do-All Traps, LLC does not accept any responsibility for damages and/or injury sustained from the use or misuse of this product.