

Do-All Traps .22 Steel Round Up

Steel Round Up dueling style targeting systems are the perfect challenge for single and double shooters. The targets have a right to left and left to right range of motion, giving the shooters the ultimate competitive challenge. The .22 Steel Round Up has eight targets that are a hefty 8mm thick. These meaty targets combined with our new adjustable spring technology provide many variables to the avid marksman. Depending on the setting and distance you can shoot .22 short, .22 long, .22 mags' and even the hot new .17's.



Item	Description	Qty
1	Bent Foot Right	1
2	Bent Foot Left	1
3	Allen Wrench	1
4	Bolts	2
5	1/2" nuts	2
6	Washers	2
7	Lock Washers	2
8	Pre-assembled main frame target bar	1
9	Target Stickers	16
10	Ground Mount Spikes	4

**NO WALKING OR SETUP,
JUST RELOAD AND HAVE FUN.**


www.do-alltraps.com

1-866-SHOT DOC




TOOLS NECESSARY


9/16 open end wrench
1/2 open end wrench




1 Attach bent foot right and bent foot left to the base of the main frame target bar by lining up the diagonal holes.



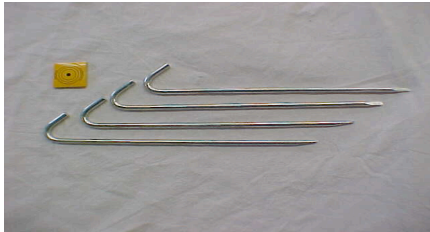
2 Feed bolt through all three pieces, then secure with the washer, lock washer, and nut (in that order).



3 Use your 9/16 and 1/2 open end wrenches to secure this tightly. Push forward when locking upright to achieve an eight to 10 degree forward lean.



4 Tighten the adjustable spring tension/snap-into-position feature of your steel round up targeting system by using the provided allen wrench.
To adjust/tighten the spring tension for use with higher caliber rounds: loosen the allen screws then lift the target to the desired height to increase tension on the spring. Tighten the allen screw when position is set.
****The higher the caliber, the higher you should adjust the target position.**
**** The lower the caliber, the lower you should adjust the target position.**



5 Put target sticker on each side of the red and black targets.

6 Mount into ground using provided ground mount spikes.

ALWAYS WEAR PROPER EYE AND EAR PROTECTION

ALWAYS SHOOT WITH MINIMUM DISTANCE OF 30 YARDS

ALWAYS SECURE AND MAINTAIN A SAFE BACKDROP TO PREVENT INJURY FROM ANY MISDIRECTED OR RICOCHET BULLETS

ALWAYS USE SOFT NOSE BULLETS, IF OTHERS ARE USED BODILY INJURY MAY OCCUR

ALWAYS OBSERVE ALL GUN SAFETY AND RANGE RULES

NEVER USE WITH ARMOR PIERCING, FULL METAL JACKETED, OR SHOT GUN SLUG AMMUNITION

Do-All Traps, LLC does not accept any responsibility for damages and/or injury sustained from the use or misuse of this product.